

# **X-431Diagun Parts Manual**

**(First Edition)**

**UOBD2 Diagnodtic Tool LTD**

## Copyright Information

Copyright © 2009 by LAUNCH TECH. CO., LTD. All rights reserved. No part of this publication may be reproduced, stored in a retrieval system, or transmitted in any form or by any means, electronic, mechanical, photocopying, recording or otherwise, without the prior written permission of LAUNCH. The information contained herein is compiled only for the use of LAUNCH branch companies/dealers/marketing personnel/after-sales service personnel. LAUNCH is not responsible for any use of this information as applied to other units.

Neither LAUNCH nor its affiliates shall be liable to the purchaser of this unit or third parties for damages, losses, costs, or expenses incurred by purchaser or third parties as a result of: accident, misuse, or abuse of this unit, or unauthorized modifications, repairs, or alterations to this unit, or failure to strictly comply with LAUNCH operating and maintenance instructions. LAUNCH shall not be liable for any damages or problems arising from the use of any options or any consumable products other than those designated as Original LAUNCH Products or LAUNCH Approved Products.

## Trademark Information

LAUNCH is a registered trademark of LAUNCH TECH CO., LTD. (also called LAUNCH for short) in China and other countries. All other LAUNCH trademarks, service marks, domain names, logos, and company names referred to in this manual are either trademarks, registered trademarks, service marks, domain names, logos, company names of or are otherwise the property of LAUNCH or its affiliates. In countries where any of the LAUNCH trademarks, service marks, domain names, logos and company names are not registered, LAUNCH claims other rights associated with unregistered trademarks, service marks, domain names, logos, and company names. Other products or company names referred to in this manual may be trademarks of their respective owners. You may not use any trademarks, service marks, domain names, logos, or company names of LAUNCH or any third party without permission from the owner of the applicable trademarks, service marks, domain names, logos, or company names. You may contact LAUNCH by visiting the website at [www.cnlaunch.com](http://www.cnlaunch.com), or writing to LAUNCH TECH. CO., LTD., Launch Industrial Park, North of Wuhe Rd., Banxuegang, Longgang, Shenzhen, Guangdong, P. R. China, to request written permission to use Materials on this manual for purposes or for all other questions relating to this manual.

## General Notice

- Other product names used herein are for identification purposes only and may be trademarks of their respective owners. LAUNCH disclaims any and all rights in those marks.

There is a possibility that this unit is inapplicable to some of the vehicle models or systems listed in the diagnostic section due to different countries, areas, and/or years. Do not hesitate to contact LAUNCH if you come across such questions. We are to help you solve the problem as soon as possible

## Table of Contents

Brief Introduction.....	2
X-431Diagun Configuration Type.....	2
X-431Diagun Configuration Components .....	2
X-431Diagun Main Unit Parts .....	5
X-431Diagun Main Unit Structure Exploded Diagram .....	5
X-431Diagun Main Unit Structure Descriptions .....	5
X-431Diagun Diagnostic Box Parts.....	7
X-431Diagun Diagnostic Box Structure Exploded Diagram.....	7
X-431Diagun Diagnostic Box Structure Descriptions .....	7

## Brief Introduction

This manual mainly introduces X-431Diagun configuration assembly, X-431Diagun main unit parts list and X-431Diagun connector parts list which include the items of ERP Code, Name, Qty. and Picture. The manual is provided only for LAUNCH agencies and dealers in order to enable them correctly deal with the management affairs about sales, after-sales service and product parts, etc.









## X-431Diagun Configuration Type




- Overseas Edition N+1
- Overseas Complete Configuration

## X-431Diagun Configuration Components

The following form is the detailed list for X-431Diagun configuration assembly (complete configuration for overseas customers).

Explanations: The assembly name and Qty. of these two kinds of configurations mentioned above are same, but Overseas Edition N+1 is not equipped with X-431Diagun connector tool box (Yellow) and X-431Diagun main unit tool box (Red) as shown in the following form. The software configurations among Overseas Edition N+1 are different from each other.

No.	ERP Code	Name	Qty.	Picture
1	201021783	X-431Diagun Main unit	1	
2	201021673	X-431Diagun Diagnostic box (connector)	1	
3	201021704	X-431Diagun Diagnostic box (connector) (No Bluetooth, optional)	1	
4	105020737	X-431Diagun Main unit diagnostic cable	1	
5	Y203010486	Diagnostic connector converting cable	1	
6	103260216	Stylus	1	
7	203010498	Charger	1	
8	204010779	TF Card	1	

9	108040108	TF Card Reader-Writer	1	
10	105020738	Printer connecting cable	1	
11	Y202010081	Diagun connector tool box (Yellow)	1	
12	202010134	Diagun tool box (Red)	1	

The following form is the detailed list for non-16PIN connectors (complete configuration for overseas customers).  
 Note: Overseas Edition N+1 do not equip with non-16PIN connectors listed in the following form, the customer should purchase them according to actual requirement.

No.	ERP Code	Name	Qty.	Picture
1	203010247	TOYOTA-17 Diagnostic connector	1	
2	203010249	TOYOTA-22 Diagnostic connector	1	
3	203010269	Mitsubishi-12+16, Hyundai-12+16	1	
4	Y203010268	NISSAN-14+16 Diagnostic connector	1	
5	203010226	HONDA-3 Diagnostic connector	1	
6	203010263	MAZDA-17 Diagnostic connector	1	
7	203010266	KIA-20 Diagnostic connector	1	
8	203010224	BENZ-38 Diagnostic connector	1	
9	Y203010223	BMW-20 Diagnostic connector	1	

10	203010209	GM/VAZ-12 Test connector	1	
11	Y203010250	FORD-6+1 Diagnostic connector	1	
12	203010260	Chrysler-6 Diagnostic connector	1	
13	203010416	SUBARU-9 Diagnostic connector	1	
14	203010237	Daewoo-12 Diagnostic connector	1	
15	Y203010274	Universal-3 Diagnostic connector (cable type)	1	
16	Y203010207	FIAT-3 Diagnostic connector (cable type)	1	
17	Y203010203	AUDI-4 Diagnostic connector (cable type)	1	

## X-431Diagun Main Unit Parts

### X-431Diagun Main Unit Structure Exploded Diagram

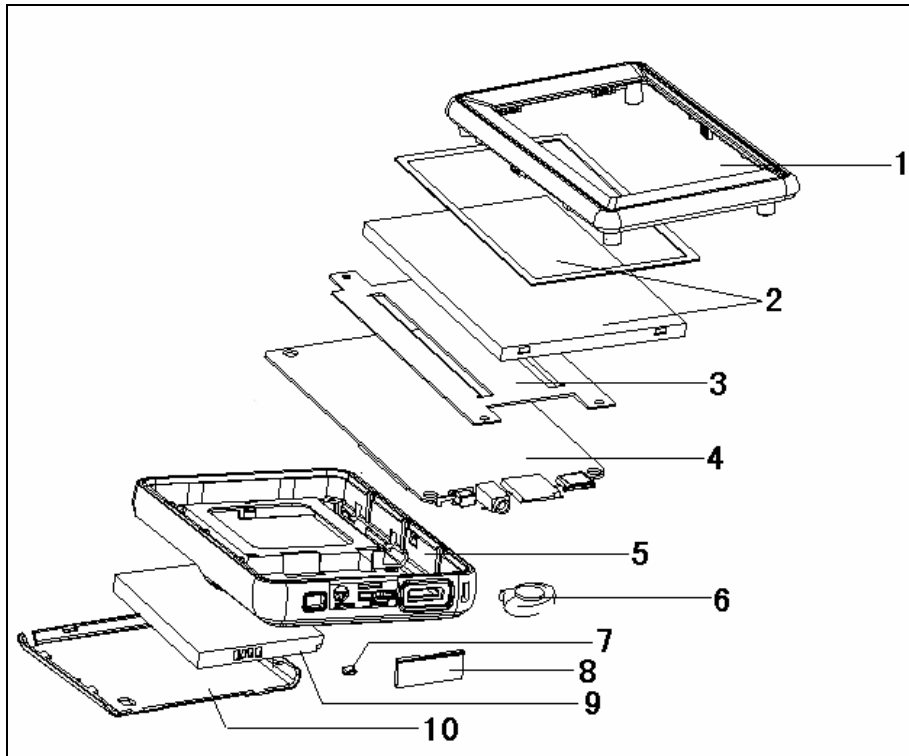




Fig.1 Main unit structure exploded diagram

### X-431Diagun Main Unit Structure Descriptions

(Note: No. 1-10 in the following form are corresponding to Fig.1)

No.	ERP Code	Name	Qty.	Picture
1	104120144	X-431Diagun Main unit upper cover (PC+ABS+SUS304)	1	
2	102190112	X-431Diagun 4.3" LCD	1	

3	103202226	X-431Diagun display bracket	1	
4	205010508	X-431Diagun ARM9 Main unit board PCA	1	
5	103202224	X-431Diagun Main unit red lower cover (PC+ABS+TPU)	1	
6	104010588	Loudspeaker, spring (contact type) (101-1813-00203)	1	
7	104010621	X-43Diagun Power supply key-press	1	
8	104110134	X-431Diagun SD snap cover (90° TPU)	1	
9	102210072	Lithium battery (HP6828 3.7V 1530mah,DIAGUN)	1	
10	104120145	X-431Diagun Battery cover (PC+ABS+SUS304)	1	
11	103011021	Cross recessed pan head screws, GB/T818-2000,M2*6 (black)	4	
12	103010182	Cross recessed open foot pan head screws, BT2.2*6 (brunofix)	4	
13	106050036	X-431Diagun Dust proof pad	1	
14	107021806	X-431Diagun Main unit screen protection film	1	
15	107021848	X-431Diagun Main-board protective film	1	



## X-431Diagun Diagnostic Box Parts

### X-431Diagun Diagnostic Box Structure Exploded Diagram

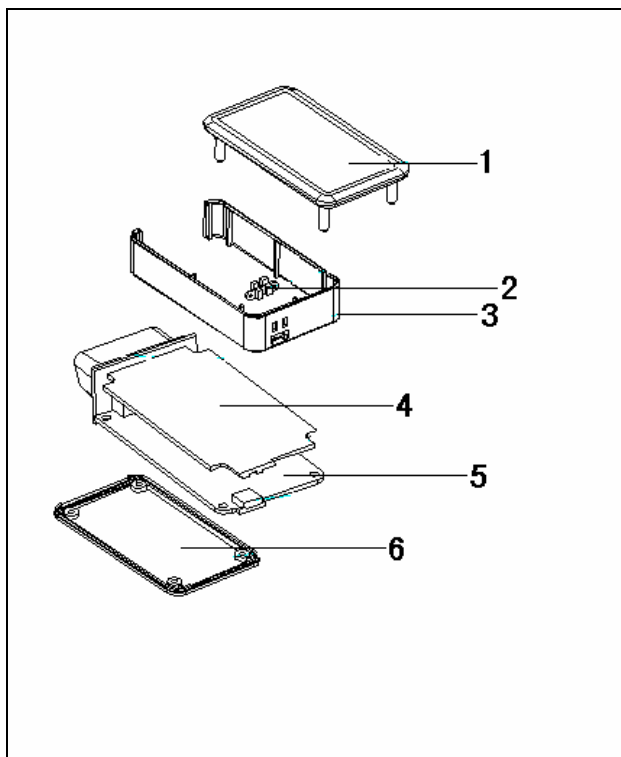







Fig.2 Diagnostic box structure exploded diagram

### X-431Diagun Diagnostic Box Structure Descriptions

(Note: No.1-6 in the following form are corresponding to Fig. 2)

No.	ERP Code	Name	Qty.	Picture
1	104010580	X-431Diagun Diagnostic box upper cover	1	
2	104010582	X-431Diagun Diagnostic box indicator light-guided pole	1	
3	104010589	X-431Diagun Diagnostic box middle frame	1	

4	104010580 205010516	X-431Diagun Diagnostic box main-board PCA X-431Diagun 2# Diagnostic box main-board PCA (2# has no Bluetooth module)	1	
5	205010506	X-431Diagun Diagnostic box interface board PCA	1	
6	104010581	X-431Diagun Diagnostic box lower cover	1	
7	103010059	Cross recessed pan head self-tapping screw GB/T845-1985,ST2.6*8 (black zinc plated)	4	